

# NOVADOS BS


## Metering Pumps

Flow rates up to 12000 l/h

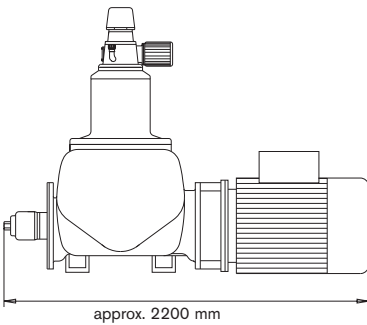
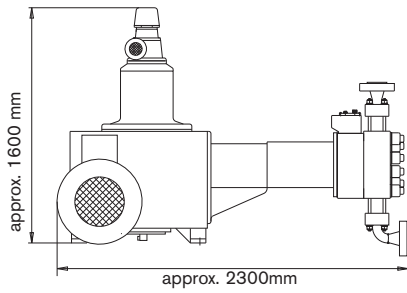
Pressure up to 400 bar

### Versatility

These units can be combined to multiplex pumps for process or recipe metering with all gear sizes of Bran+Luebbe's horizontal NOVADOS range H1, H2, H3, H4, H5, H6, B and BS



# General specification



Weight according to equipment  
(without motor) approx. 2100 - 2600 kg

## Materials of construction of liquid-wetted parts

- Housings of St. Steel 1.4571, 1.4581 or 1.4462, alternatively, PVC or PP
- Diaphragms of PTFE or stainless steel 1.4310
- Plungers of stainless steel or ceramic
- Options: materials such as Super Duplex, Hastelloy, Titanium and other materials

## Pump gear design

- Worm gear with different reduction ratios
- Large oil sump
- Suitable for variable speed

## Stroke length adjustment

- Eccentric (Z-shape) crankshaft

## Flow rate control

- Electrically, or pneumatically during operation and standstill, or speed variation

## Driver

- 4-, 6- or 8-pole electric motor with fixed or variable speed

## Installation and Operating Conditions\*

- **Hazardous area:** up to Zone 1 IIC T4 (Zone 22 upon request)
- **Ambient temperature range:** from -40°C up to +55°C (special solutions upon request)
- **Fluid temperature range:** from -40°C up to +150°C (special solutions upon request)

\* These are limit values, please state actual conditions with inquiry.

## Flow rate table (for single module)<sup>1)</sup>

Pump head type	Diaphragm	
Material of displacement body	PTFE	
Housing material	St.Steel	
Flow rate at 167 min <sup>-1</sup>		
	l/h	
0...	1664	400
0...	2359	400
0...	2959	400
0...	3747	320
0...	4363	250
0...	7645	160
0...	9439	125
0...	12000 <sup>3)</sup>	80

1) The table shows an excerpt of all possibilities and serves as an initial guideline. Pumps will be sized for the specific requirements.

2) Max. operating pressure of actual pumps may deviate from figures stated.

3) Stroking speed 136 min<sup>-1</sup>

- Flow rates at 100% volumetric efficiency. Please allow for transmission losses.
- Metering accuracy: as good as ±0.5%
- Selectable stroking speeds (50 Hz): 54, 70, 97, 108, 125, 136, 167 min<sup>-1</sup>. Different stroking speeds for 60 Hz driver.

We reserve the right for technical changes without notice.

SPX Flow Technology - Werkstrasse 4 - D-22803 Norderstedt  
Phone: +49 40 52202-0 - Fax: +49 40 52202-444  
E-mail: bl@spx.com - <http://www.branluebbe.com>

For more information about our worldwide locations, approvals, certifications, and local representatives, please visit [www.branluebbe.com](http://www.branluebbe.com) / [www.spxft.com](http://www.spxft.com)

SPX Corporation reserves the right to incorporate our latest design and material changes without notice or obligation. Design features, materials of construction and dimensional data, as described in this bulletin, are provided for your information only and should not be relied upon unless confirmed in writing.

Issued: BL-111 - 0.5 - E 04/2010

Copyright © SPX Corporation 2010