



**SPX** Process Equipment

# ProCam<sup>MD</sup>

Diaphragm Metering Pumps



# ProCam<sup>MD</sup> Diaphragm Metering Pumps

Superior Design –  
Exceptional Value,  
Fast Delivery

ProCam<sup>MD</sup> diaphragm metering pumps set the standard for ease of operation and reliability in the medium duty chemical metering market. Precision metering for single point injection to 80 GPH (3,000 l/h) and up to 300 psi (20 bar) is now available in a Bran+Luebbe diaphragm pump at an incredible value.

## Applications

The ProCam<sup>MD</sup> is the best in class in the medium duty market. Including...

- Chemical
- Food & Beverage
- Pulp & Paper
- Utilities
- Water Treatment
- ...and many more

## Advantages

### Economical Pumping of All Types of Liquids

- Unique double diaphragm design provides superior service life.
- Diaphragm monitoring system signals the onset of diaphragm wear.
- Metered liquid is protected from contamination by packing wear or pump lubricant.
- Adjustments to the pumphead are not required.
- Leak free, hermetically sealed fluid end.



DS15 with Stainless Steel Pumphead

## Features

### Metering Pumphead Design

- Mechanically actuated PTFE double-diaphragm.
- Diaphragm condition monitoring system with pressure gauge or optional pressure switch.
- Materials of construction:
  - 316 Stainless Steel
  - Alloy 20
  - PVC
  - PVDF (Kynar)

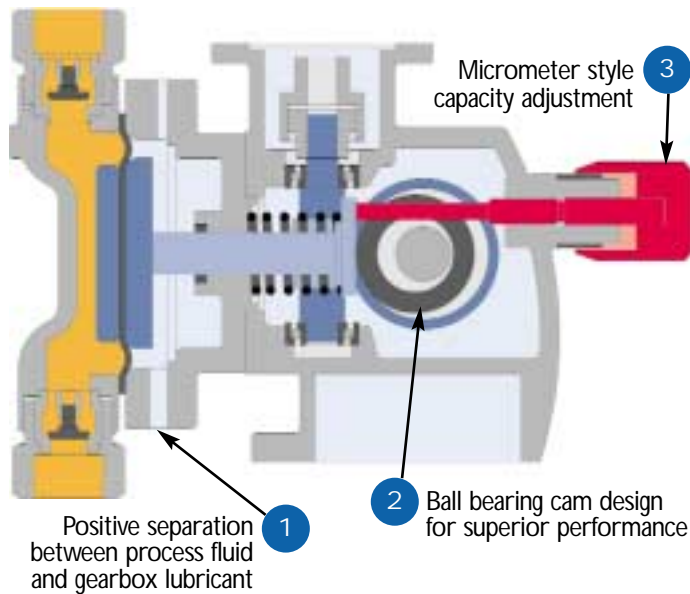
### Robust Gear Technology

- Proven cam/spring design for long operating life.
- Linear stroke length adjustment.
- Rugged cast iron construction with bearing guided cam and shaft.

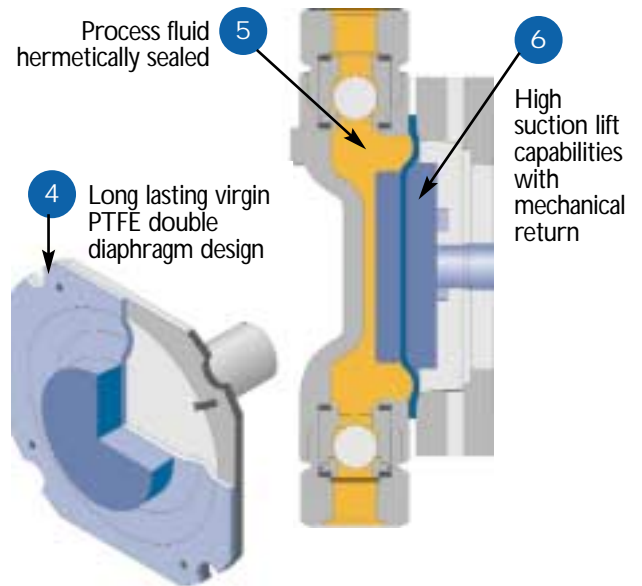
### Motor

- 1/3 up to 1 HP TEFC 56C NEMA frame.  
(0.25 or 0.75 kw TEFC (IP54) IEC)
- Single phase or three phase voltage.
- Variable speed available as an option.

**ProCam<sup>MD</sup>: Mechanically Actuated Diaphragm Pumphead with Simple Drive Operation.**

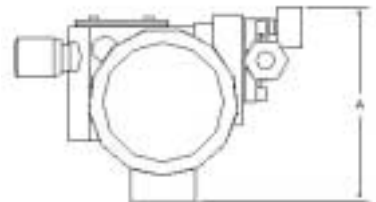


**Standard Double Diaphragm Pumphead Design**



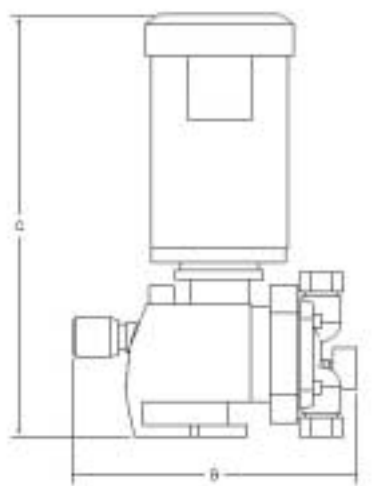
TECHNICAL DATA											
Pump Type	Capacity in GPH* per stroke speed**				Connection	Max. Press	Materials of Construction	Dimensions			Approx. Wts. LBS.
	64	94	127	188				A	B	C	
DS 15	1.8	2.7	3.6	5.4	3/8"	300	316SS/Alloy 20	7.87"	12.25"	19.5"	40
DP 15						150			PVC/PVDF		12.87"
DS 50	6	9	12	18	3/8"	150	316SS/Alloy 20	8"	11.87"	19.5"	40
DP 50						150			PVC/PVDF		12.87"
DS 200	27	40	54	80	1/2"	175	316SS/Alloy 20	9.25"	13.5"	19.5"	65
DP 200						150			PVC/PVDF		16"

\* Note: Values at 100% volumetric efficiency.  
 \*\* At 64 & 94 spm, motor RPM is 1750.  
 \*\* At 127 & 188 spm, motor RPM is 3500.



TECHNICAL DATA											
Pump Type	Capacity in LPH* per stroke speed**				Connection	Max. Press	Materials of Construction	Dimensions mm			Approx. Wts. KG
	50	72	100	144				mm	BAR	A	
DS 15	5.3	7.8	10.6	15.6	9	20	316SS/Alloy 20	200	311	495	18
DP 15						10			PVC/PVDF		327
DS 50	17.5	26	35	52	9	10	316SS/Alloy 20	203	302	495	18
DP 50						10			PVC/PVDF		327
DS 200	79	115	158	230	13	12	316SS/Alloy 20	235	343	495	29.5
DP 200						10			PVC/PVDF		406

\* Note: Values at 100% volumetric efficiency.  
 \*\* At 50 & 72 spm, motor RPM is 1400.  
 \*\* At 100 & 144 spm, motor RPM is 2800.



# Global Headquarters: SPX Process Equipment, Delavan, WI USA

## How To Contact Us

For technical details on products and services available from SPX Process Equipment, contact us at:

Email: [info@processequipment.spx.com](mailto:info@processequipment.spx.com)  
or visit us at [www.spxprocessequipment.com](http://www.spxprocessequipment.com)



**Bran+Luebbe,**  
**Norderstedt, Germany**

Werkstraße 4  
D-22844 Norderstedt Germany  
Phone: +49 (0) 40 - 522 02-0  
Fax: +49 (0) 40 - 522 02-444

**Bran+Luebbe**  
**Delavan, WI**

611 Sugar Creek Rd.  
Delavan, WI 53115  
Phone: 1-888-917-PUMP  
Phone: 262-728-1900  
Fax: 262-740-6360


**LIGHTNIN**  
**Rochester, NY**

135 Mt. Read Blvd  
Rochester, NY 14611  
Phone: 1-888-MIX-BEST  
Phone: 585-436-5550  
Fax: 585-527-1742

**Waukesha Cherry-Burrell**  
**Delavan, WI**

611 Sugar Creek Rd.  
Delavan, WI 53115  
Phone: 1-800-252-5200  
Phone: 262-728-1900  
Fax: 262-728-4904

## Your Local Contact



The trademarks Bran+Luebbe, LIGHTNIN, Waukesha Cherry-Burrell and Plenty are owned by SPX Corporation or its subsidiaries and are registered with the United States Patent Office. The trademark ProCam<sup>SM</sup> is owned by SPX Corporation or its subsidiaries.

BL-103-L-10/03